



C6950Z-P4(6360U)



Features

- On board Intel® I5-6360U 2.0GHz dual core processor
- 2*DDR4 SODIMM RAM slot, support dual channel 2133MHz, up to 32GB
- 1*HDMI, 1*VGA dual independent display output
- 8*WGI211AT Gigabit Ethernet, LAN3~6 support POE
- 1*DB9 RS232 COM port, support RS485/232 switchable, 1* RJ45 COM port, support RS485/422 switchable
- 1*12PIN phoenix connector, include 4-in 4-out GPIO, switch, 5V
- 4*USB3.0 port, 3*USB2.0 port
- DC 9~36V wide voltage input
- Fanless cooling structure, full aluminum case

Specification

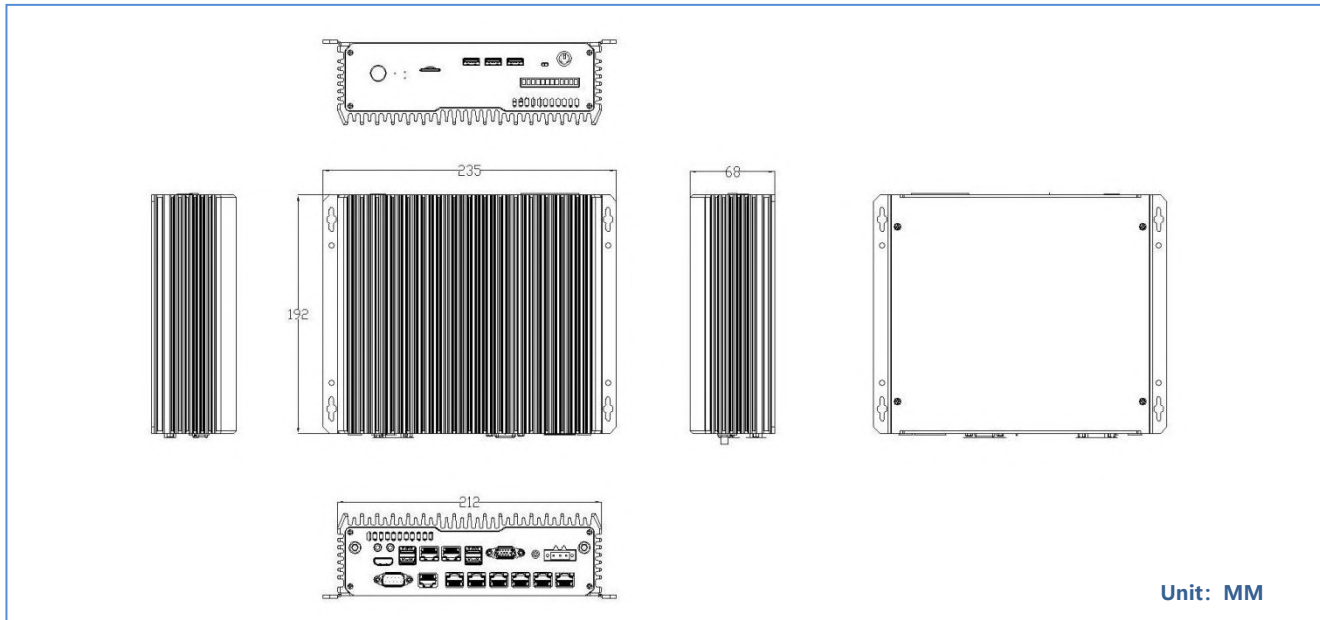
Model No.	C6950Z-P4(6360U)	
Case	Material/Structure	Full aluminum case fanless cooling
	Color	Bright black
	Dimension	L235*W192*H68mm
	Installation	Desktop/Embedded
Motherboard	CPU	On board Intel® I5-6360U 2.0GHz dual core 4 thread processor, TDP15W
	Chipset	Intel®Skylake-U SOC
	Display	Integrated Intel® Iris™ Graphics 540, support DirectX 12 OpenGL 4.4, support 4K
	RAM	2*DDR4 SODIMM RAM slot, support dual channel 2133MHz memory, up to 32GB
Front I/O Port	POWER	1* Power switch, 1*Reset switch
	AC LOSS	1*AC LOSS (Electric auto power on switch)
	USB	3* USB2.0 port, 1* built-in USB
	Phoenix Connector	1*12pin, include 4-in 4-out GPIO, switch, 5V
	PS2	1*PS2 port
	LED	1* Power LED, 1* HDD LED
	SIM	1* SIM slot, 3G/4G module application
Rear I/O Port	Display Port	1*VGA port, 1*HDMI1.4 port
	LAN	8* Intel® WGI211AT Gigabit Ethernet, support Wake On LAN, PXE, LAN3~6 support POE
	USB	4* USB3.0 port
	COM	1* DB9 RS232 COM port, support RS232/485 switchable, support the 9 th pin charged function, 1*RJ45 CONSOLE standard COM port, support RS232/485 switchable.
	Audio	1* Line out port, 1* MIC port
	Power Connector	1* DC power adaptor port, 1* 3pin power connector, support 9~36V power input
Storage	SATA	1*2.5" SATA HDD expansion
	SSD	1* MSATA SSD expansion, transmission rate up to 6Gbps
Expansion	Mini PCIE	1* Mini PCIE slot, support WiFi/4G module, Note: WiFi / LAN8 optional, default LAN8
	M.2	N/A
Software	Microsoft Windows	Windows 10/11 IoT, 64bit (not include OS code)
	Linux	Ubuntu
	Watch Dog	Support hardware reset function (L256, 0~255 seconds)
Power Supply	Power Type	External power adaptor or open power supply
	Voltage Input	9V~36V wide voltage input
	Consumption	36W~180W
Environment	Operating Temp.	-10°C ~ 60°C
	Storage Temp.	-20°C ~ 70°C
	Relative Humidity	5%-95% relative humidity, non-condensing
	Working Vibration	0.5g rms/5-500HZ/random/operating



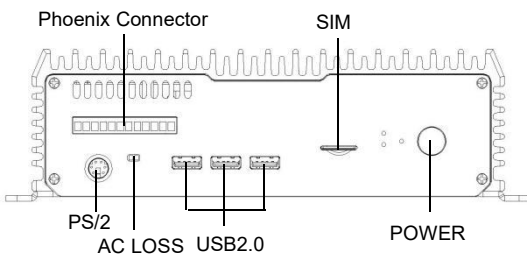
Industrial Box PC

All product specifications are subject to change without prior-notice

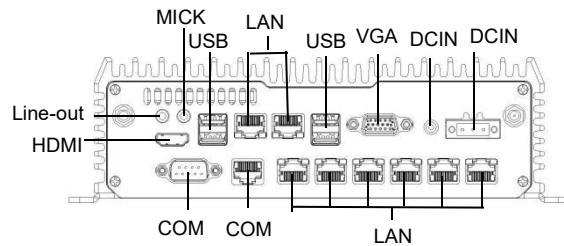
Dimension Drawing



Front I/O View



Rear I/O View



Order Information

No.	Model	Processor	Motherboard	M.2	Memory	Phoenix Connector	LAN	COM	HDMI	VGA	USB2.0	USB3.0	Internal USB	SIM	PS2	power-input
1	C6950Z-P4 (6360U)	6360U/2.0GHz	C57_I526D	/	2*SODDR4	1*12PIN	8	2	1	1	3	4	1	1	1	DC 9V~36V
2	C6950Z-P4 (6650U)	6650U/2.2GHz	C57_I726D	/	2*SODDR4	1*12PIN	8	2	1	1	3	4	1	1	1	DC 9V~36V
3	C6950Z-P4 (7200U)	7200U/2.5GHz	C57_I526D	/	2*SODDR4	1*12PIN	8	2	1	1	3	4	1	1	1	DC 9V~36V
4	C6950Z-P4 (7600U)	7600U/2.8GHz	C57_I726D	/	2*SODDR4	1*12PIN	8	2	1	1	3	4	1	1	1	DC 9V~36V
5	C6950Z-P4 (8145U)	8145U/2.1GHz	C81-I326D	/	2*SODDR4	1*12PIN	8	2	1	1	3	4	1	1	1	DC 9V~36V
6	C6950Z-P4 (8265U)	8265U/1.6GHz	C81-I526D	/	2*SODDR4	1*12PIN	8	2	1	1	3	4	1	1	1	DC 9V~36V
7	C6950Z-P4 (8565U)	8565U/1.8GHz	C81-I726D	/	2*SODDR4	1*12PIN	8	2	1	1	3	4	1	1	1	DC 9V~36V