



ITX-B641_J126L

- CPU: Intel® Elkhart Lake J6412
- 1* SODIMM DDR4 RAM slot, up to 16GB
- 1* SATA3.0, 1* M.2 SSD slot
- 2* Gigabit LAN port (RTL8111H)
- 6* RS232(2*RS485/422), 2* USB3.0, 6* USB2.0
- 1* M.2 slot for WiFi, 1* M.2 slot for 5G
- 1* 12V DC_In Jack
- Dimension: 170 x 170mm



STX-T41_2L VER:1.0

- CPU: Intel® Gemini Lake J4125
- 1* SODIMM DDR4 RAM slot, up to 8GB
- 1* SATA, 1* MSATA SSD port
- 2* Gigabit LAN port (RTL8111H)
- 2* USB3.0, 2* USB2.0, 2* RS232
- 1* Mini PCIE slot for WiFi / 4G
- 1* 12V DC_In Jack
- Dimension: 120 x 120mm




ITX-B305_N126L

- CPU: Intel® Alder Lake N97 / N100 / N305
- 1* SODIMM DDR4 RAM slot, up to 16GB
- 1* SATA3.0, 1* mSATA SSD, 1* M.2 NVME SSD slot
- 2* Gigabit LAN port (RTL8111H)
- 6* RS232(2*RS485/422), 2* USB3.0, 6* USB2.0
- 1* M.2 slot for WiFi, 1* M.2 slot for 5G
- 1* 12V DC_In Jack
- Dimension: 170 x 170mm



EPIC-E641_J126L

- CPU: Intel® Elkhart Lake J6412
- 1* SODIMM DDR4 RAM slot, up to 16GB
- 1* SATA3.0, 1* MSATA SSD port
- 2* Gigabit LAN port (Intel® I225V)
- 6* RS232 (2* RS482/RS422), 2* USB3.0, 5* USB2.0
- 1* Mini PCIE slot for WiFi / 4G
- 1* 12V DC_In Jack
- Dimension: 148 x 102mm




ITX-B120V1_I526L

- CPU: Intel® Alder Lake i5-1235U / i7-1255U / i5-1240P
- 2* SODIMM DDR5 RAM slot, 4800MHz, up to 64GB
- 1* SATA3.0, 1* M.2 NVME SSD slot
- 2* Gigabit LAN port (Intel® I226-V)
- 6* RS232(2*RS485/RS422), 4* USB3.0, 6*USB2.0
- 1* M.2 slot for WiFi, 1* M.2 slot for 5G
- 1* 12V DC_In Jack
- Dimension: 170 x 170mm




EPIC-E100_I526L

- CPU: Intel® i5-8260U / i5-10210U
- 1* SODIMM DDR4 RAM slot, up to 32GB
- 1* SATA3.0, 1* MSATA SSD port
- 2* Gigabit LAN port (Intel® I210AT)
- 2* USB3.0, 4* USB2.0, 6* RS232(2*RS485/RS422)
- 1* Mini PCIE, support WiFi/4G module
- 1* 12V DC_In Jack
- Dimension: 148 x 102mm




ITX-B610

- Chipset: H610
- CPU: support Intel® LGA1700 12th/13th Celeron/Pentium/Core™ i3/i5/i7/i9
- 2* SODIMM DDR4 RAM slot, 3200MHz, up to 128GB
- 2* SATA3.0, 1* M.2 NVME/SATA SSD slot
- 2* Gigabit LAN port (RTL8111H)
- 2* RS232(1*RS485/RS422), 2* USB3.2, 2* USB3.0, 4*USB2.0, DC 19V
- 1* M.2 slot for WiFi
- Dimension: 170 x 170mm



W680DM

- Chipset: W680
- CPU: support Intel® LGA1700 12th/13th Celeron/Pentium/Core™ i3/i5/i7/i9/Xeon
- 4* DIMM DDR4 RAM slot, 3200MHz, up to 128GB
- 4* SATA3.0, 1*MSATA, 1* M.2 NVME/SATA SSD slot
- 2* Gigabit LAN port (Intel® I210AT)
- 6* RS232 (2* RS485/RS422), 4* USB3.2, 2* USB3.0, 3* USB2.0, ATX Power supply
- 2* PCIE4.0 x16, 3* PCIE x4, 2* PCI, 1* M.2 slot for 4G/5G
- Dimension: 305 x 245mm



ITX-H610M1

- Chipset: H610
- CPU: support Intel® LGA1700 12th/13th Celeron/Pentium/Core™ i3/i5/i7/i9
- 2* SODIMM DDR4 RAM slot, 3200MHz, up to 128GB
- 2* SATA3.0, 1* M.2 NVME/SATA SSD slot
- 2* Gigabit LAN port (Intel® I226-V)
- 6* RS232(2*RS485/RS422), 4* USB3.0, 5*USB2.0, ATX Power supply
- 1* M.2 slot for WiFi
- Dimension: 170 x 170mm



W680MS

- Chipset: W680
- CPU: support Intel® LGA1700 12th/13th Celeron/Pentium/Core™ i3/i5/i7/i9/Xeon
- 2* DIMM DDR4 RAM slot, 3200MHz, up to 128GB
- 4* SATA3.0, 1*MSATA, 1* M.2 NVME/SATA SSD slot
- 1* Gigabit LAN port (Intel® I210AT) (6* LAN expandable, support POE)
- 2* RS232 (2* RS485/RS422), 10* USB3.2, 4* USB2.0, ATX Power supply
- 1* PCIE3.0 x16, 2* PCIE 3.0 x4, 1* PCIE 3.0 x1
- Dimension: 245 x 245mm



Yentek Europa

The embedded computing solution supplier in intelligent IOT. Yentek Europa GmbH is a high-tech enterprise in the embedded and industrial PC industry, engaged in R&D, manufacturer, sales and service integration. Based on operation principle of **"Customer first, Service foremost"**, Yentek technology is ready to share its embedded and industrial computing solution as well as its sophisticated and reliable products with more partners in the international area.

Our extensive product portfolio encompasses a diverse array of compact embedded PC systems and meticulously crafted desktop/wall-mounted panels tailored to cater to the discerning needs of the industrial sector!



yentek.eu / info@yentek.eu





C1071Y-C6

- 10.4" / 12.1" / 15.6" / 17" / 19" LCD screen, PCAP touch, IP65 front
- CPU: J6412 / i5-7300U / i5-8260U / i5-10210U / i5-1135G7
- 2* Gigabit LAN port (Intel® I210AT)
- 6* RS232 (2* RS485, 1* RS422)
- 4* USB 3.0, 2* USB2.0
- 4-in 4-out GPIO
- 1* M.2 slot for WiFi, 1* M.2 slot for 5G
- DC 9~36V wide voltage input



P2381Y-C6

- Size: 21.5" / 23.8" wide screen, PCAP touch, IP65 front, 1920*1080
- CPU: Intel® J6412 / i5-7300U / i5-8260U / i5-10210U / i5-1135G7
- 2* Gigabit LAN port (Intel® I210AT)
- 6* RS232 (2* RS485, 1* RS422)
- 4* USB 3.0, 2* USB2.0
- 4-in 4-out GPIO
- 1* M.2 slot for WiFi, 1* M.2 slot for 5G
- DC 9~36V wide voltage input



N5242Z

- CPU: Intel® Celeron J4105 / J4125 / N5205
- 1* SODIMM DDR4 RAM slot, up to 8GB
- 1* SATA3.0, 1* M.2 2280 SSD slot
- 4*USB3.0, 2*USB2.0
- 2* Gigabit LAN port
- 1* PS/2, 1* M.2 slot for WiFi
- DC 12V power input
- Dimension: 128 x 128 x 46mm



R320E-SF

- CPU: support Intel® LGA1151 / LGA1200 socket processor
- 2* SODIMM DDR4 slot
- 1* SATA3.5"/2.5", 1*MSATA SSD port
- 6* Gigabit LAN port (I210AT), 2/4* SFP/LAN expansion (2* bypass optional)
- 2* USB2.0, 1* CISCO RS232
- 1* Mini PCIE slot, support WiFi/4G module
- Built-in 1U ATX PSU
- Dimension: 430 x 320 x 44.5mm (L* W* H)



IPC-505MS

- Chipset: W680
- CPU: support Intel® LGA1700 12th/13th Celeron/Pentium/Core™ i3/i5/i7/i9/Xeon
- 2* DDR4 DIMM RAM slot, 3200MHz, up to 128GB
- 1* SATA3.5"/2.5", 1* MSATA, 1* M.2 NVME/SATA SSD slot
- 7* Gigabit LAN port (Intel® I210AT) (6*POE)
- 10* USB3.2 (Gen2x1, 10Gbps), 2* USB2.0
- DIO 16-in 16-out, isolated. 2U 850W PSU
- 1* PCIe4.0 X16, 2* PCIe 4.0 x4, 1* PCIe 4.0 x1
- Dimension: 360 x 350 x 152mm (L* W* H)



C4350S-L4

- CPU: Intel® Gemini Lake J4125
- 1* DDR4 SODIMM RAM slot, up to 8GB
- 1* SATA 2.5", 1*MSATA SSD slot
- 4* Gigabit LAN port (Intel® I225)
- 2* RS232 (1* RS485), 4* USB3.0, 1* Internal USB2.0
- 1* M.2 slot for WiFi, 1* mini PCIE slot for 4G
- DC 12V power input
- Dimension: 141.5 x 126 x 56.5mm (L* W* H)



C4350S-H2

- CPU: Intel® Core i5-6200U / i5-8260U / i5-10210U / Celeron 5205U
- 2* SODIMM DDR4 RAM slot
- 1* SATA 2.5", 1* M.2 NVME / SATA SSD slot
- 2* Gigabit LAN port
- 2* RS232 (1*RS485), 4* USB3.0, 4* USB2.0, 1* AC Loss switch
- 1* M.2 slot for WiFi, 1* mini PCIE slot for 4G
- DC 12V power input
- Dimension: 141.5 x 126 x 56.5mm (L* W* H)



C5760S-R6

- CPU: Intel® 6th/7th/8th/10th Gen Core i3/i5/i7
- 2* SODIMM DDR4 RAM slot
- 1* SATA 2.5", 1* mSATA SSD slot
- 3* Gigabit LAN port (Intel® 210AT)
- 6* RS485 / RS232 (2* CAN), 4* USB3.0, 3* USB2.0, 1* USB2.0 built-in
- 1* PS/2, 4-in 4-out GPIO, 1* AC Loss switch
- DC 9~36V wide voltage input
- Dimension: 173 x 148 x 78mm (L* W* H)



C6850S-C6

- CPU: Intel® J1900 / 5205U / i5-10210U / i5-1135G7 / i7-1195G7
- 2* SODIMM DDR3L / DDR4 RAM slot
- 1* SATA 2.5", 1* mSATA SSD slot
- 2* Gigabit LAN port (Intel® 210AT)
- 6* DB9 RS232 (4* RS485, 2* CAN), 7* USB3.0, 2* USB2.0
- 1* PS/2, 4-in 4-out GPIO, 1* AC Loss switch, 1* TPM2.0
- DC 9~36V wide voltage input
- Dimension: 205 x 197 x 57mm (L* W* H)



C6850S-C10

- CPU: Intel® J1900 / 5205U / i5-10210U / i5-1135G7 / i7-1195G7
- 2* SODIMM DDR3L / DDR4 RAM slot
- 1* SATA 2.5", 1* mSATA SSD slot
- 2* Gigabit LAN port (Intel® 210AT)
- 10* DB9 RS232 (6* RS485, 2* CAN), 4* USB3.0, 3* USB2.0, 1* USB2.0 built-in
- 1* PS/2, 4-in 4-out GPIO, 1* AC Loss switch, 1* TPM2.0
- DC 9~36V wide voltage input
- Dimension: 205 x 197 x 78mm (L* W* H)



P2150S-V

- CPU: J4125 / J6412
- 1* SODIMM DDR4 RAM slot, 1* M.2 SATA SSD slot
- 2* Gigabit LAN port (RTL8111H)
- 2* RS232 (2* RS485 / 2* CAN), 4* USB3.0, 4* USB2.0
- 1* Mini PCIE for WiFi / 4G
- DC 12V power input
- Dimension: 128 x 126 x 61.5mm (L* W* H)
- Fanless design, installation: VESA / Wall-mount / Desktop



P3250E-V

- Intel NUC Element module (Onboard 8GB / 16GB DDR4, WiFi)
- CPU: i5-8265U / i5-1135G7 / i5-1235U
- 1* SATA 2.5", 1* mSATA SSD, 1* M.2 NVME SSD slot
- 2* Gigabit LAN port (Intel® 210AT)
- 2* RS232 (2* RS485), 3* USB3.0, 3* USB2.0
- 4-in 4-out GPIO, 1* M.2 slot for 5G
- DC 9~36V wide voltage input
- Dimension: 153 x 128 x 64mm (L* W* H)
- Fanless design, installation: VESA / Wall-mount / Desktop



P6750S-D2

- CPU: J6412 / i5-7300U / i5-8260U / i5-1135G7
- 2* SODIMM DDR4 RAM slot
- 1* SATA 2.5", 1* mSATA SSD, 1* M.2 NVME SSD slot
- 2* Gigabit LAN port (Intel® 210AT)
- 2* RS232 (2* RS485 / 1* RS422 / 2* CAN), 2* USB3.0, 4* USB2.0
- 1* Mini PCIE for WiFi / 4G
- DC 12V power input
- Dimension: 185 x 164 x 50mm (L* W* H)
- Fanless design, Installation: Desktop / Embedded / DIN Rail



P6760S-P4

- CPU: J6412 / i5-7300U / i5-8260U / i5-1135G7
- 2* SODIMM DDR4 RAM slot
- 1* SATA 2.5", 1* mSATA SSD, 1* M.2 NVME SSD slot
- 5* GbE LAN (Intel® 210AT) (4* POE)
- 2* RS232 (2* RS485 / 1* RS422 / 2* CAN), 2* USB3.0, 3* USB2.0
- 1* Mini PCIE for WiFi / 4G
- DC 9~36V wide voltage input
- Dimension: 185 x 164 x 66mm (L* W* H)
- Fanless design, Installation: Desktop / Embedded / DIN Rail



G3780F-P4E2

- CPU: support Intel LGA1151 6th~9th Gen socket processor
- 2* SODIMM DDR4 RAM slot
- 1* SATA 2.5", 1* mSATA SSD, 1* M.2 NVME SSD slot
- 5* LAN (Intel® 210AT) (4*POE)
- 4* RS232 (2* RS485 / 1* RS422 / 2* CAN), 8* USB3.0, 2* USB2.0
- 1* mini PCIE 4G, 1* M.2 WiFi, 1* PCIE x16, 1* PCIe8 expansion
- DC 9~36V wide voltage input
- Dimension: 229 x 208 x 125mm (L* W* H)
- Fan cooling